

FIA 2010 National User Group Notes

Houston TX
February 23-25, 2010

Meeting: 2010 joint FIA-User-Group Meeting & Bioenergy/Biomass Workshop

Purpose: The User Group meeting purpose was to learn about recent FIA progress and to provide input for improvements and new directions for FIA. The Biomass Workshop purpose was to discuss issues related to emerging concerns about uses of woody biomass for bioenergy and associated forest carbon requirements.

Agenda: *Attached*

Attendees: *Attached*

Performance: *FIA annual overview and 2002-2009 Performance Summary attached*

Survey results: *Attached*

Presentations: There were 30+ presentations given at these meetings. You can view available presentations and author provided abstracts given in alphabetical order by author's last name. See them at:

<http://ncasi.uml.edu/downloads/BWG/houston/abstractHouston.html>

Follow-up items suggested by the group:

1. FIA should attempt to put the National TPO dataset on the FIA Datamart site within 1 year (by March 2011)
2. FIA should conduct a follow-up study to demonstrate the accuracy and precision of the new aboveground live-tree biomass estimates
3. FIA should continue to conduct outreach toward new users
4. FIA should correct data that were found to have been erroneously recorded in a subsequent remeasurement, e.g. a slash pine was found to be a loblolly pine during remeasurement.

See: National Users follow-up at <http://ncasi.uml.edu/downloads/BWG/>

SAF National FIA User Group Meeting Agenda
Tues 1:00 - 5:00 and Wed 8:00-12:00 February 23rd-24th, 2009
Houston, TX

Purpose: To learn about recent FIA progress and to provide input for improvements and new directions.

Agenda for Afternoon of February 23rd :

- 1:00 – 1:05 Texas Welcome
Tom Boggus – Texas State Forester
- 1:05 – 1:10 Welcome to the user group meeting
John Moser – Representing SAF
- 1:10 – 1:30 Philosophy and recent history of user group meetings
Dave Heinzen – Minnesota DNR
- 1:30 – 2:00 FIA Business Report
Michael Wilson - FIA-RMRS
- 2:00 – 2:20 Have new biomass estimates in FIADB4 caused continuity problems?
Dave Struble – Maine Forest Service
- 2:20 – 3:00 Panel Discussion: Looking ahead for FIA – Reading the tea leaves
National Outlook – Rich Guldin – FIA-WO
- Panel Members:*
North, Dennis May – FIA-NRS
South, Bill Burkman – FIA-SRS
West, Michael Wilson – FIA-RMRS
PNW, Charley Peterson – FIA-PNW
- 3:00 – 3:30 Break
- 3:30 – 3:50 Issues related to remeasuring annual plots and mapped conditions
John Vissage – FIA
- 3:50 – 4:10 How do different states define protected areas and easements and the status of PAD (Protected Area Database)
Brad Smith and Andy Gray -FIA
- 4:10 – 4:30 Progress on achieving compatibility across all regions
Charley Peterson - FIA-PNW
- 4:30 – 5:00 Discussion based on audience concerns
Discussion Leader – Dave Heinzen
- 5:30 – 7:00 Reception (At the Doubletree, room TBA)

Agenda for Morning of February 24th:

- 8:00 – 8:20 Summary of Recent FIA SPA Review
Mike Clutter – University of Georgia
- 8:20 – 8:40 NASF recent resolutions about what FIA should provide

Agenda for February 23rd-25th, 2010 FIA User Group Meeting and Biomass/Bioenergy Workshop in Houston, TX

- 8:40 – 9:00 Burl Carraway – Texas Forest Service
What's been done with stimulus funding
Charley Peterson - FIA-PNW
- 9:00 – 9:20 Resources for people who want to analyze FIA data
Bill Burkman -FIA
- 9:20 – 9:40 The many uses of FIA data
Paul Van Deusen – NCASI
- 9:40 - 10:10 Break
- 10:10 – 10:30 The CRM approach to biomass estimation, and next steps
Brad Smith – FIA-WO
- 10:30 – 10:50 How is FIA integrating new technological developments (e.g. remote
sensing technology)
Ken Brewer - FIA-WO
- 10:50 – 11:10 Opportunities for integrating new technology
Steve Prisley – Virginia Tech
- 11:10 – 11:25 FIA's TPO Strategic Vision: Where we've been and would like to go
Todd Morgan – University of Montana
- 11:25 – 11:45 Discussion based on audience concerns
Discussion leader – Mike Clutter
- 11:45 – 12:00 Summary of Action Items
Heinzen and Van Deusen

Biomass/Bioenergy Workshop
Weds 1:00 - 5:00 and Thurs 8:00-12:00 February 24th-25th, 2009
Houston, TX

Purpose: To discuss issues related to emerging concerns about uses of woody biomass for bioenergy and associated forest carbon issues.

Agenda for Afternoon of February 24th:

- 1:00 – 1:20 Information needs related to the sustainability of forest biomass resources.
Al Lucier – NCASI
- 1:20 – 1:40 Projecting supply and demand related to bioenergy (and potential data needs)
Peter Ince - USFS
- 1:40 – 2:00 BioSAT (Biomass Site Assessment Tool)
Tim Young – University of Tennessee
- 2:00 – 2:20 Methods for Computing Local Biomass Supply
Renate Bush and Todd Morgan – USFS
- 2:20 – 3:00 Everything You've Ever Wanted to Know About TPO and Biomass
Todd Morgan, Tony Johnson, Chris Woodall - FIA
- 3:00 – 3:30 Break

- 3:30 – 3:50 Biomass Energy: A Weyerhaeuser Perspective on Opportunities and Challenges
Joanne Lenahan - Weyerhaeuser
- 3:50 – 4:10 Eucalyptus Bioenergy Plantations
John Johnson – Mead Westvaco
- 4:10 – 4:30 FIA data protocols to establish baseline carbon/biomass values for California
John Nickerson - Carbon Action Registry
- 4:30 – 4:45 Discussion based on audience concerns
Discussion Leader – Al Lucier

Agenda for Morning of February 25th:

- 8:00 – 8:20 How will FIA evolve to meet new demands
Rich Guldin - FIA-WO
- 8:20 – 8:40 A grand plan for carbon
Linda Heath - FIA
- 8:40 – 9:00 Using TPO and FIA Data to Determine Biomass Availability in South Carolina
Tim Adams - South Carolina Forestry Commission
- 9:00 – 9:20 Using TPO, EIA and other data/models for C and biomass reporting
Ken Skog - USFS
- 9:20 – 9:40 Biomass issues for wood transactions (green weight vs dry weight, etc)
John Paul McTague – Rayonier
- 9:40 – 10:10 Break

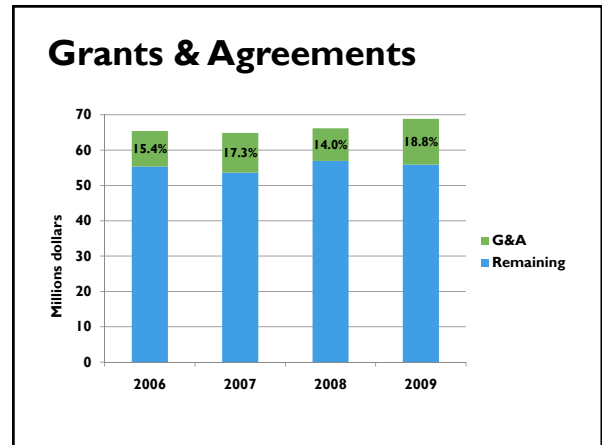
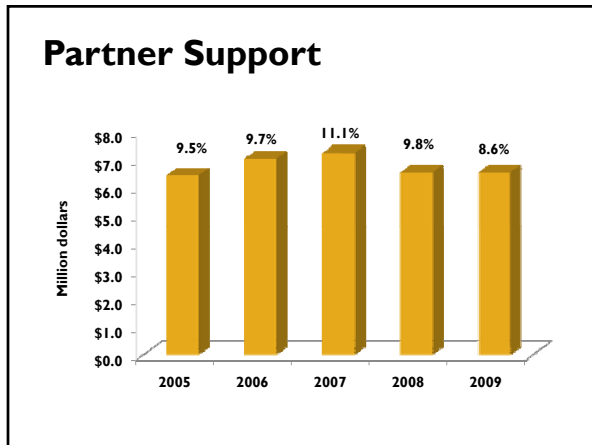
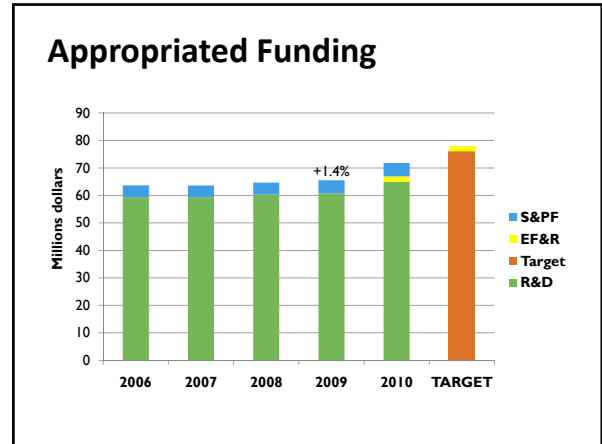
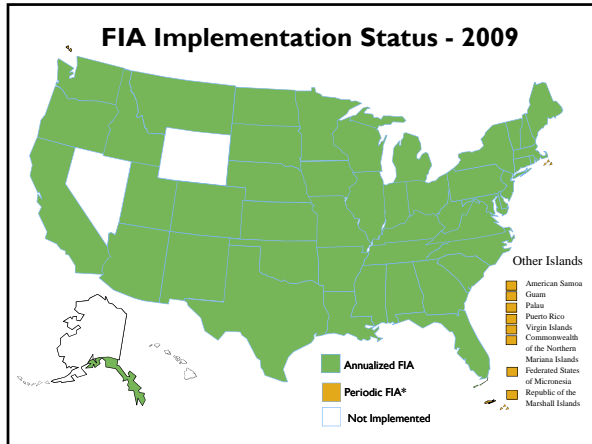
- 10:10 – 10:40 Issues related to recent changes in forest land ownership
Brett Butler (FIA) and a Committee member

Agenda for February 23rd-25th, 2010 FIA User Group Meeting and Biomass/Bioenergy Workshop in Houston, TX

- 10:40 – 11:00 Biomass harvesting and forest site productivity
Eric Vance - NCASI
- 11:00 – 11:20 What are military bases doing?
Hal Balbach – US Army ERDC
- 11:20 – 11:35 Discussion based on audience concerns
Discussion Leader – Paul Van Deusen
- 11:35 – 12:00 Summary of Action Items
Linda Heath and Chris Woodall

2010 FIA National User Group/Bioenergy Workshop Attendees

First name	Last name	Affiliation	Phone	E-mail
Tim	Adams	SC Forestry Commission		tadams@forestry.state.sc.us
Nicolas	Andre	University of Tennessee, FPC		nandre@utk.edu
Mario	Angel	Angel Business		mario.angel.bnc@gmail.com
Harold	Balbach	US Army ERDC		hal.e.balbach@usace.army.mil
James	Bentley	USDA FS SRS FIA		jbentley@fs.fed.us
Ron	Blackwelder	WoodFuel.com LP	281-484-0052 x246	rblackwelder@woodfuel.com
Jeff	Bradley	American Forest		jeffrey_bradley@afandpa.org
Ken	Brewer	WO FIA	703-605-4192	kbrewer@fs.fed.us
Chris	Brown	TX FIA Coordinator	979-458-6630	cbrown@tfs.tamu.edu
Bill	Burkman	USDA FS SRS FIA	865-862-2073	bburkman@fs.fed.us
Brett	Butler	FIA Fam. Forest Res. Ctr	413-545-1387	bbutler01@fs.fed.us
Linc	Cannon	OR Forest Industry Council	503-586-1245	linc@ofic.com
Burl	Carraway	Texas FS and NASF rep	979-458-6630	bcarraway@tfs.tamu.edu
Mike	Cloughesy	AK DNR	907-269-8481	cloughesy@ofri.com
Mike	Clutter	U of Georgia	706-542-2686	mclutter@warnell.uga.edu
Mike	Cooley	Catchlight Energy LLC		mike.cooley@catchlightenergy.com
John	Coulston	SRS FIA	865-862-2008	jcoulston@fs.fed.us
Dean	Cromwell	CA Fire & Res. Assess. Prog.	916-327-3939	Dean.cromwell@fire.ca.gov
Joseph	Duda	Colorado State Forest Service		jduda@lamar.colostate.edu
Mark	Eisenbies	USFS	662-325-8983	meisenbies@fs.fed.us
Glenn	Elms	USDA, Forest Service		gelms@fs.fed.us
Drew	Fasano	FW Forestry		dfasano@fwforestry.com
Andrew	Gray	PNW-FIA		agray01@fs.fed.us
Richard	Guldin	USDA Forest Service		rguldin@fs.fed.us
Grant	Harvey	Plum Creek Timber Co		grant.harvey@plumcreek.com
Sean	Healey	IW FIA	801-625-5770	seanhealey@fs.fed.us
Linda	Heath	NRS FIA	603-868-7612	lheath@fs.fed.us
Dave	Heinzen	Minnesota and NRS Users	218-327-4449 x222	david.heinzen@state.mn.us
Don	Hodges	University of Tennessee		dhodges2@utk.edu
Peter	Ince	US Forest Service		pince@fs.fed.us
Patrice	Janiga	USDA FS EMC		pjaniga@fs.fed.us
John	Johnson	Mead Westvaco		jrj1@meadwestvaco.com
Tony	Johnson	SRS FIA	865-862-2042	tjohnson09@fs.fed.us
Greg	Johnson	Willamette Industries		Greg.johnson8@weyerhaeuser.com
Scott	Josiah	Council of Western State Foresters		sjosiah2@unl.edu
Greg	Kujawa	NFS WO	202-205-1762	gkujawa@fs.fed.us
Liz	LaPoint	NRS FIA	603-868-7675	elapoint@fs.fed.us
Joanne	Lenahan	Weyerhaeuser Company		joanne.lenahan@weyerhaeuser.com
Gary	Lettman	Oregon DF and NASF rep	503-945-7408	glettman@odf.state.or.us
Larry	Lowe	Kentucky Division of Forestry		larry.lowe@ky.gov
Al	Lucier	NCASI	919-941-6400	ALucier@NCASI.org
Dennis	May	NRS FIA	651-649-5132	dmay@fs.fed.us
John Paul	McTague	Rayonier		johnpaul.mctague@rayonier.com
Dave	Meriwether	NFS R8	404-347-4663	dmeriwether@fs.fed.us
Todd	Morgan	U of Montana and FIA	406-243-5113	Todd.Morgan@business.umt.edu
John	Moser	Purdue University/SAF	765-463-3294	moserj@purdue.edu
John	Nickerson	Dogwood Springs Forestry		dogwoodspringsforestry@gmail.com
Kitty	Or	Georgia-Pacific LLC		skor@gapac.com
Charliey	Peterson	PNW FIA	503-808-2026	cepeterson@fs.fed.us
Ronald	Piva	NRS-FIA		rpiva@fs.fed.us
Steve	Prisley	Virginia Tech	540-231-7674	prisley@vt.edu
Wayne	Robbie	USDA Forest Service, R3		wrobbie@fs.fed.us
Barbara	Schrader	US Forest Service, Alaska Region		bschrader@fs.fed.us
Chip	Scott	FIA, NIMAC	610-557-4020	ctscott@fs.fed.us
Ken	Skog	FS Forest Products Lab	608-231-9360	kskog@fs.fed.us
Brad	Smith	WO FIA	703-605-4190	bsmith12@fs.fed.us
Jim	Stritholt	Conservation Biology Institute	541-757-0687	stritt@consbio.org
Dave	Struble	Maine and NASF rep	207-287-4981	dave.struble@maine.gov
Robert	Synk	The Parton Group		bsynk@bellsouth.net
Tommy	Thompson	Louisiana-Pacific		tommy.thompson@lpcorp.com
Kathryn	Tillman	SRS-FIA		kmtillman@fs.fed.us
Tom	Treiman	Missouri Dept. Conservation	573-882-9909	Tom.Treiman@mdc.mo.gov
Jeff	Turner	USFS, SRS-FIA		jturner02@fs.fed.us
Paul	Van Duesen	NCASI	978-934-1948	Paul_VanDeusen@uml.edu
Eric	Vance	NCASI		evance@ncasi.org
Curtis	VanderSchaaf	TX Forest Resource Analyst	979-458-6630	cvanderschaaf@tfs.tamu.edu
John	Vissage	NRS FIA	651-649-5200	jvissage@fs.fed.us
George	Weick	USDA Forest Service		gweick@fs.fed.us
Mike	Wilson	IW FIA	801-625-5407	mjwilson@fs.fed.us
Chris	Woodall	NRS FIA	651-649-5141	cwoodall@fs.fed.us
Timothy	Young	University of Tennessee		tmyoung1@utk.edu
Xiaoping	Zhou	USFS-PNW Research Station		xzhou@fs.fed.us



- ### Productivity
- 18% more forested plots measured than FY08 (21,545 total forested plots)
 - 20% more publications than FY08 (206)
 - 15 5-year Reports published
 - 90% of States with DB data <2 years old
 - 30% increase in consultation hours
 - 11 User Group and Mgt Team meetings (~08)
 - Lowest number of work related injuries/illnesses reported*

- ### Goals for 2010
- Initiate periodic inventory in Hawaii
 - Implement annual inventory in Nevada and initiate the annual inventory in Wyoming
 - Implement MIDAS everywhere!
 - Publish 10 more 5-year State Reports
 - Continued emphasis on safety and efficiency
 - Tool development, TPO expansion, and more!!
 - Begin FIA Strategic Plan revision for 2012-16

FIA summary statistics and performance measures for 2002-2009

2/15/2010

	2002	2003	2004	2005	2006	2007	2008	2009
Program funds								
Apropriated funds ¹	50,523	56,234	56,652	60,881	63,641	63,605	64,641	65,536
Other federal funds ²	5,397	3,437	6,073	1,776	1,775	1,272	1,559	3,320
Total federal funds	55,920	59,671	62,725	62,657	65,416	64,877	66,200	68,856
Total partner funds	8,656	10,164	7,479	6,379	7,034	7,204	6,505	6,494
Total available funds	64,574	69,834	70,204	69,036	72,450	72,081	72,705	75,350
% Full federal appropriated fundir	67%	74%	75%	80%	84%	84%	85%	87%
Program expenses and balances								
Administration	3,306	3,172	3,430	3,065	3,104	3,031	2,785	2,999
Image processing	905	967	940	1,218	919	1,300	1,198	1,102
Field support	2,154	2,252	2,786	2,940	3,287	3,175	3,357	3,003
Data collection ³	20,891	22,514	22,461	23,470	25,106	23,630	22,989	25,243
Information management ³	5,801	6,719	9,448	7,394	6,890	7,431	6,108	7,623
Analysis	3,440	3,484	3,967	4,161	4,499	4,518	5,147	5,354
Research ³	3,413	4,312	3,975	3,477	3,422	4,799	5,033	5,881
Miscellaneous/other	627	3,829	4,351	3,963	5,231	3,454	3,406	3,909
Total direct expense	40,535	47,249	51,357	49,687	52,458	51,338	50,023	55,115
Total Indirect expenses	10,711	10,021	8,919	11,313	12,587	13,194	13,586	12,653
Total federal expense	51,246	57,270	60,277	61,000	65,045	64,532	63,609	67,768
Fire Transfer	2,315	1,102					2,318	
Total EOY balance	2,359	1,298	2,448	1,657	371	345	273	1,089
Total federal funds	55,920	59,671	62,725	62,657	65,416	64,877	66,200	68,856
Category as % of total federal funds								
Administration	5.9%	5.3%	5.5%	4.9%	4.7%	4.7%	4.2%	4.4%
Image Processing	1.6%	1.6%	1.5%	1.9%	1.4%	2.0%	1.8%	1.6%
Field support	3.9%	3.8%	4.4%	4.7%	5.0%	4.9%	5.1%	4.4%
Data collection	37.4%	37.7%	35.8%	37.5%	38.4%	36.4%	34.7%	36.7%
Information management	10.4%	11.3%	15.1%	11.8%	10.5%	11.5%	9.2%	11.1%
Analysis	6.2%	5.8%	6.3%	6.6%	6.9%	7.0%	7.8%	7.8%
Research	6.1%	7.2%	6.3%	5.5%	5.2%	7.4%	7.6%	8.5%
Miscellaneous/other	1.1%	6.4%	6.9%	6.3%	8.0%	5.3%	5.1%	5.7%
Indirect	19.2%	16.8%	14.2%	18.1%	19.2%	20.3%	20.5%	18.4%
Fire transfer	4.1%	1.8%					3.5%	0.0%
EOY balance	4.2%	2.2%	3.9%	2.6%	0.6%	0.5%	0.4%	1.6%
Total % all categories	100%	100%	100%	100%	100%	100%	100%	100%
Grants as % of total federal funds								
Fieldwork grants	9.8%	14.4%	10.1%	9.6%	11.8%	11.3%	9.1%	11.5%
Research grants	2.7%	3.4%	2.7%	1.5%	1.8%	3.3%	2.1%	4.4%
Data/information grants	1.2%	2.6%	4.1%	2.0%	1.7%	2.7%	2.7%	2.9%
Total % all federal grants	13.6%	20.4%	16.9%	13.1%	15.4%	17.3%	14.0%	18.8%
Partner funds as % of total program funds								
All partner contributions	13.9%	14.8%	11.0%	9.5%	9.7%	11.1%	9.8%	8.6%
Other measures								
% States with annual activity	64	78	88	88	88	90	94	94
% States with FIADB 1-2 yrs old	10	28	56	80	84	90	90	90
Federal employees	400	403	426	447	410	387	389	381
Other employees	160	180	166	179	171	179	173	201
Total employees	560	583	592	626	581	566	562	582
P2/3 forest plots	16,108	17,182	16,036	15,675	18,245	19,880	18,208	21,545
P2/3 nonforest plots	24,459	29,592	29,532	24,445	24,190	24,757	29,351	21,996
Total plots	40,567	46,774	45,568	40,120	42,435	44,637	47,559	43,541
All QA plots	1,889	2,332	2,874	3,584	3,382	3,664	4,860	3,597
Percent QA plots	5%	5%	6%	9%	8%	8%	10%	8%
All publications	167	138	114	164	182	135	172	206
Journal publications	28	23	25	34	45	37	65	38
Percent journal publications	17%	17%	22%	21%	25%	27%	38%	18%
Consultations, number	819	1,450	1,566	1,510	1,608	1,571	1,659	1,399
Consultations, hours	2,978	4,514	4,899	5,612	5,527	5,767	6,656	8,603
User/mangement meetings	18	16	20	23	16	16	10	11
Spatial data requests filled	29	44	66	145	347	492	483	405
Online tool accesses	11,579	14,973	26,548	56,475	24,335	24,570	59,609	90,974

¹ Net of rescissions.

² Includes return of previous year carryover, return of fire transfers and additional Forest Service Research commitments.

³ Includes federal grants and agreements.

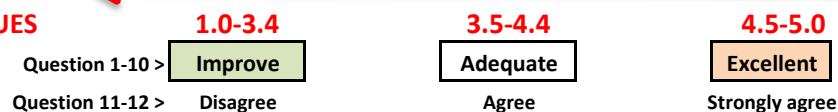
2010 FIA National Users Straw Poll

Question		Respondent group average scores					
		State	University	NonFIA Feds	Other	All nonFIA	FIA
1	States are served consistently by the FIA program.	3.8	3.7	3.0	3.0	3.4	3.0
2	It is important that the core FIA program provide national consistency.	4.4	4.3	3.8	5.0	4.3	4.4
3	State/contract crews are well trained to perform their duties.	4.2	5.0	5.0	3.5	4.5	3.9
4	FIA data, summaries and analyses are collected / completed in a timely manner. (including posting online data)	3.6	3.3	3.6	3.5	3.5	3.4
5	The systems and processes developed by FIA have aided quality data collection.	4.6	3.7	3.8	3.5	4.0	4.3
6	FIA provides necessary support to address data quality issues.	4.0	3.3	4.0	3.0	3.7	3.3
7	The Agency-wide FIA organizational structure is effective and efficient.	3.8	3.7	3.5	3.0	3.6	3.4
8	Regional FIA offices should report directly to the Deputy Chief for Research & Development.	3.0	3.5	3.5	4.0	3.4	2.7
9	FIA effectively employs new technologies where appropriate (i.e. remote sensing, database management, etc.).	3.6	4.0	3.5	2.5	3.5	3.9
10	FIA provides its clients with quality service and products.	4.2	4.7	4.0	4.0	4.2	4.0
11	FIA should eliminate printed 5-year State Reports and use ONLY electronic reports.	1.6	3.3	2.5	3.0	2.4	2.0
12	FIA should fully support the 2009 NASF resolutions	4.0	3.7	3.5	4.5	3.8	3.8
Number of respondents >		5	3	5	2	15	7

Grouped questions 1-10

Consistency (1,2)	4.1	4.0	3.4	4.0	3.8	3.7
Data quality/training (3,5,6)	4.3	4.0	4.3	3.3	4.1	3.8
Organization (7,8)	3.4	3.6	3.5	3.5	3.5	3.1
Customer service (4,10)	3.9	4.0	3.8	3.8	3.9	3.7
Overall average	3.9	3.9	3.8	3.5	3.8	3.6
<i>Satisfaction rating (4.5 target avg.)</i>	87%	87%	84%	78%	85%	< weighted

QUESTION SCORING VALUES



FIA National Users straw poll, 10 general observations

- 1** States strongly believe FIA is developing high quality data, all groups gave high scores
- 2** States and universities feel they are consistently served by the program, others not as much
- 3** Timeliness of reporting/posting data received passing scores from all but universities
- 4** Training and data QA received consistently high scores by all groups
- 5** NGO/others group feels FIA not taking full advantage of technology
- 6** FIA staff generally in tune with the client views
- 7** Organization efficiency can be improved according to nonFIA and FIA groups
- 8** Printed 5-year State reports are highly valued by State clients
- 9** All groups support 2009 NASF resolutions (nonFIA Feds lowest rating)
- 10** Overall nonFIA scores rate FIA at about 85% customer satisfaction